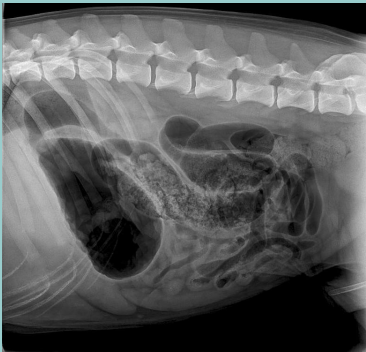



X-Ray Verachtert Digital nv

Radiografiesysteem

VET-100 5kW



5kW RX toestel voor kleine huisdieren



Specificaties :

- Vrije instelling van kV en mAs
- Instelbaar met anatomische programmatie
- 40 tot 110kV en 100mA
- 0.1 tot 100mAs
- 1.8mm Focus met LED Collimator
- Beschikbaar met verschillende tafels en statieven

X-Ray Verachtert Digital nv

Bisschoppenhoflaan 662
2100 Deurne

Telefoon: +32 (0)3 239 05 79

Fax: +32 (0)3 218 50 61

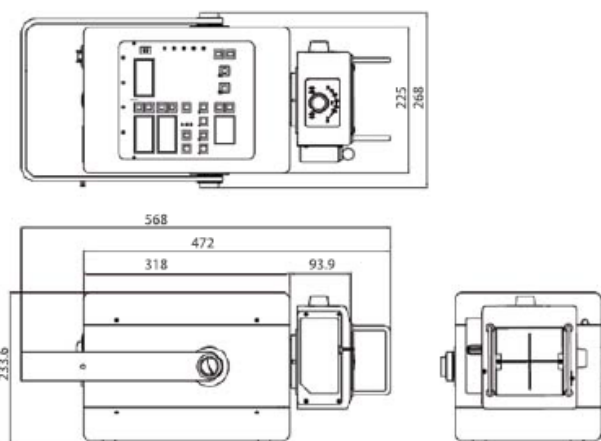
E-mail: info@xrayverachtert.be

www.xrayverachtert.be

Model	PXP 100 CA	
Output	Tube vol./current	110 kV / 100 mA
	Voltage range	40 - 110 kV, 1 kV step
	mAs range	0,1 - 100 mAs, 40 steps
	Max. output	5,0 kW@75 kV
X-ray tube	Application	CEI OX 110-15
	Focal spot	1,8 mm
	HU capacity	76 kHU
	Cooling rate	57 kW/s
Collimator	Min. light field	5 cm x 5 cm @ 1 m SID
	Max. light field	35 cm x 35 cm @ 65 cm SID
	Lamp	LED
	Auto timer	30 sec
	SID scale length	2 m
	Laser pointer	None
Power	Input	100 - 240 VAC (Free-Voltage)
	Frequency / phase	50 / 60 Hz, single phase
	Voltage compensation	± 10 %
Control Panel	7-segment LED read-out reversible, Hand switch remote control function Digital LED display: mAs & KV Remote control software & PROM Programmable pre-set technique Data storage & store button LED indicator: ready & exp. wait	
Weight	19,6 kg	
Dimensions (W x H x L)	254 x 225 x 423	
Special features	750 APR	



Dimensions (mm)



Voor verdere informatie, neem contact met :
X-Ray Verachtert Digital nv

Bisschoppenhoflaan 662
 2100 Deurne

Telefoon: +32 (0)3 239 05 79
 Fax: +32 (0)3 218 50 61